



The Edmonton

RANCH FLOOR PLAN

AMERICAN CLASSIC

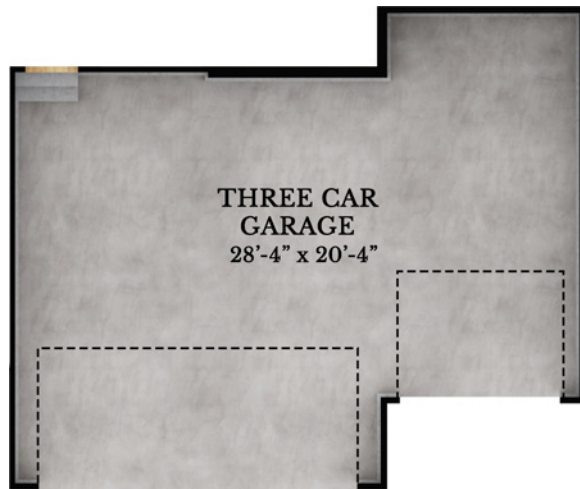
SHOWN WITH OPTIONAL STONE AND DIMENSIONAL SHINGLES

1,620+ SQ. FT. • 3 BED • 2 BATH • 2-CAR GARAGE

The Edmonton

RANCH FLOOR PLAN

FLOORPLAN UPGRADE



OPTIONAL THREE CAR GARAGE


BASE FLOORPLAN




1,620+ SQ. FT. • 3 BED • 2 BATH • 2-CAR GARAGE

The Edmonton

RANCH FLOOR PLAN



OPTIONAL FIREPLACE



OPTIONAL DEN




OPTIONAL COLONIAL REVIVAL ELEVATION



OPTIONAL MORNING ROOM



OPTIONAL KITCHEN ISLAND



OPTIONAL SHINGLE ELEVATION

1,620+ SQ. FT. • 3 BED • 2 BATH • 2-CAR GARAGE

The Edmonton

ADDITIONAL EXTERIOR DESIGNS



COLONIAL REVIVAL
Shown with optional dimensional shingles



SHINGLE
Shown with optional stone water table and dimensional shingles