



# The Brentwood

TWO STORY FLOOR PLAN

**CRAFTSMAN**

2,610+ SQ. FT. • 4 BED • 2.5 BATH • 2-CAR GARAGE

# The Brentwood

TWO STORY FLOOR PLAN

## FIRST FLOOR BASE



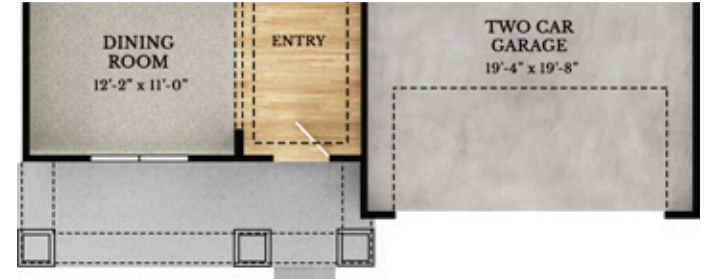
OPTIONAL GUEST SUITE



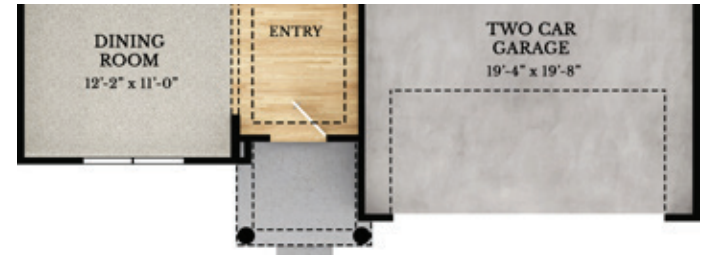
OPTIONAL 2' or 4' FLEX ROOM EXTENSION



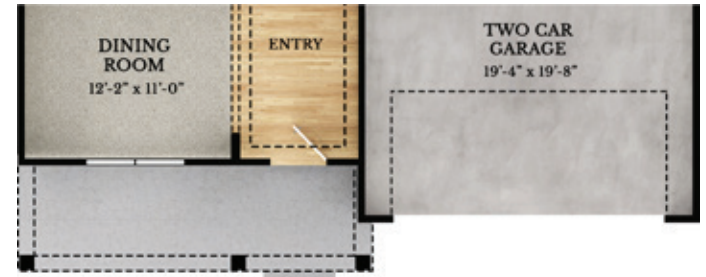
OPTIONAL 2' or 4' BREAKFAST EXTENSION



OPTIONAL CRAFTSMAN ELEVATION



OPTIONAL COLONIAL REVIVAL ELEVATION



OPTIONAL AMERICAN FARMHOUSE ELEVATION



OPTIONAL 2' or 4' GREAT ROOM EXTENSION

2,610+ SQ. FT. • 4 BED • 2.5 BATH • 2-CAR GARAGE

Homestead Series

# The Brentwood

TWO STORY FLOOR PLAN

## SECOND FLOOR BASE



2,610+ SQ. FT. • 4 BED • 2.5 BATH • 2-CAR GARAGE

THE BRENTWOOD

# The Brentwood

ADDITIONAL EXTERIOR DESIGNS



**AMERICAN CLASSIC**



**COLONIAL REVIVAL**



**AMERICAN FARMHOUSE**